

# Dynamic Insulating Glass Unit (IGU)

View Dynamic Glass is a new generation of intelligent windows that uses electrochromic technology to predictively adjust tint levels in response to external conditions and user preference. The dynamic insulating glass unit (IGU) contains an electrochromic coating to switch between clear and tinted on demand. The IGU can be configured with a range of sizes, shapes, colors and inboard lite options.

## Benefits

View Dynamic Glass uses electrochromic technology to switch between clear and tinted states on demand.

- Controls glare
- Maximizes daylight
- Provides unobstructed views
- Saves energy
- Contributes to LEED and other green building rating systems

## Features

- 4 preset states from 1% to 58% visual transmission (0.5% tint 4 option available on request)
- Solar heat gain coefficient range of 0.09 to 0.41
- Fully automated control or manual control with a range of user interface options
- Maximum size of 72" x 120"
- Bird friendly product options available. Product tested and certified by the American Bird Conservancy. Please refer to bird friendly product brochure for more details

## 3rd party testing and certification

- ASTM E-2141: Durability of Absorptive Electrochromic Coatings
- SGCC (ANSI Z97.1, CPSC 16 CFR 1201)
- IGCC/IGMA (ASTM E-2190)

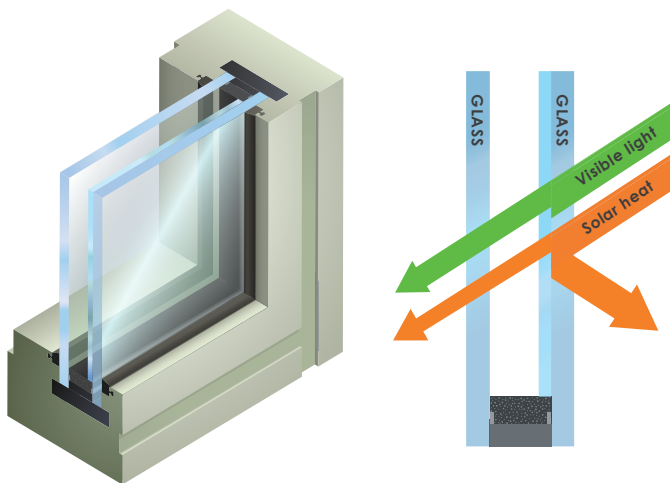
## Warranty

- Standard insulating glass unit (IGU)— 10 years from date of delivery by View
- Please refer to standard warranty terms for more details

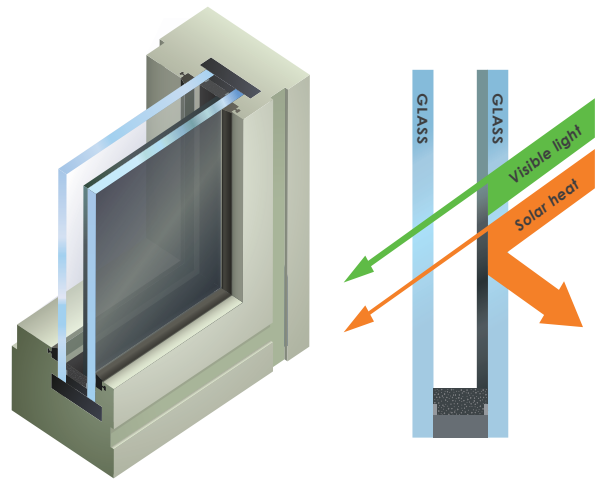
## Framing requirements

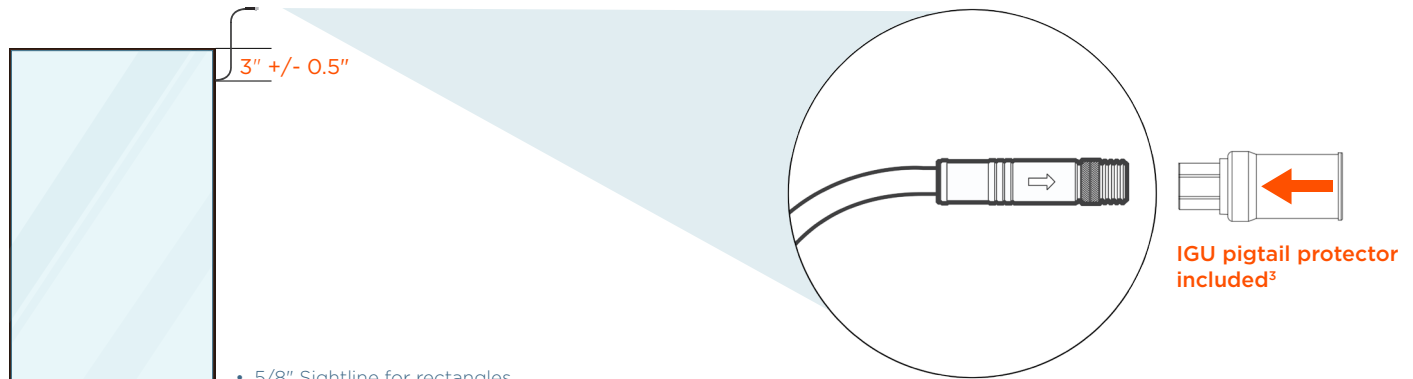
- Integrates into typical applications and framing system types
- Framing systems need to allow enough space in glazing pocket and framing channels to run system wiring
- Hole size for connector to pass through is 7/16" minimum
- For Structural Silicone Glazing (SSG) applications, View IGUs will be shipped with EdgeBlack applied along the long edges of the IGU on surface 1

CLEAR STATE



TINT STATE





- 5/8" Sightline for rectangles
- 3/4" Sightline for shapes

**VIEWING FROM SURFACE 1**

**IGU pigtail**

- Located 3" +/- 0.5" from corner
- 13.5" +/- 1.5" in length
- 4mm diameter
- Threaded connection
- Preterminated
- Hand screw
- 5-pin male M8 connector
- Requires 7/16" min. hole size

IGU SPECIFICATIONS <sup>1</sup>	
<b>Type</b>	Dual pane or Triple pane
<b>IGU Strength</b>	Tempered (Inboard & Outboard)
<b>Dimensions</b>	Maximum 72" x 120" (1,828mm x 3,048mm) Minimum 14" x 14" (356mm x 356mm) Maximum overall thickness 2" (52mm)
<b>Outboard Lite</b>	Thickness 1/4" (6mm) Color Clear Coating Dynamic coating on surface 2
<b>Inboard Lite</b>	Various options. Please refer to next table
<b>Gas Fill<sup>2</sup></b>	>90% Argon, <10% Air
<b>Seal</b>	Primary PIB; Secondary Silicone
<b>Spacer Materials and Thickness</b>	Black Foam Super Spacer® T-Spacer™ 1/2", 5/8" thickness (12.7mm, 15.9mm)

INBOARD OPTIONS			
	Thickness	Color	Coating
<b>Monolithic</b>	6mm	Multiple <sup>4</sup>	None
	5mm	Clear	None
	4mm	Clear	None
	6mm	Clear	SN 68 or I-89
<b>Laminate</b>	6mm/6mm	Clear	None
	5mm/5mm	Clear	None
	4mm/4mm	Clear	None
	6mm/6mm	Clear	SN 68 or I-89
<b>Laminate Interlayer</b>	0.03" or 0.06" or 0.09" PVB or 0.09" SGP		

**Additional Notes**

- Dynamic coating meets or exceeds specifications for scratches, pinholes, and defects stated in ASTM C1376.
- The inner ply of a tinted laminated lite is colored.
- View Dynamic Glass transitions from the long edges of the glass inward to the center. Transition speed varies by the size.
- View complies with the industry standard specification requirements, ASTM C1048 and ANSI Z97.1 for tempered glasses. Any tempered lite with a base dimension > 84" will exhibit vertical roll wave distortion rather than horizontal roll wave distortion.
- Using a spark-type analyzer to measure gas content within the IGU will damage the electrochromic coating and void the warranty.
- The overall thickness of the IGU may vary within the glass thickness tolerance stated in ASTM C1036 and the air space thickness tolerance stated in ASTM E2190.

<sup>1</sup>Other sizes, colors, and thicknesses available based on specifications.

<sup>2</sup>An IGU installed 2,500 ft above sea level will include 100% air and an open capillary tube installed on the corner closest to the pigtail running down several inches through the secondary seal.

<sup>3</sup>The IGU pigtail protector is a disposable cap and should be removed prior to installation.


<sup>4</sup>Color options include Clear, SolarBlue, SolarGray, Azuria, CrystalGray and Pacifica.

Each View Dynamic Glass makeup contains four performance values corresponding to the electrochromic (EC) tint level of the glass, ranging from the clear state (Tint 1) to the fully tinted state (Tint 4). Lead times may vary for certain configurations.<sup>1</sup>

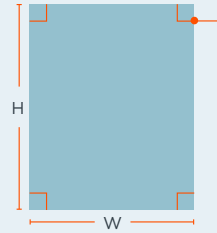
Double Pane IGU Configurations		EC Tint Level	Transmittance (%)			Reflectance (%)			U-Value (Btu/h-ft <sup>2</sup> F)	Solar Heat Gain Coefficient	Sound Transmission Class Rating (dB)
			Visible	UV	Solar	Visible Out	Visible In	Solar Out			
Outboard Lite	6mm clear FT with EC coating on #2	Tint 1	58	4	34	15	18	15	0.29	0.41	35
Inboard Lite	<b>6mm clear</b>	Tint 2	40	3	21	12	17	12	0.29	0.28	
Cavity	1/2" (12.7mm)	Tint 3	6	1	2	9	16	11	0.29	0.11	
Gas Fill	90% argon	Tint 4	1	0	1	10	17	12	0.29	0.09	
Outboard Lite	6mm clear FT with EC coating on #2	Tint 1	37	2	20	14	10	14	0.29	0.39	35
Inboard Lite	<b>6mm SolarBlue</b>	Tint 2	26	2	13	11	10	12	0.29	0.27	
Cavity	1/2" (12.7mm)	Tint 3	4	1	2	9	10	11	0.29	0.10	
Gas Fill	90% argon	Tint 4	1	0	0	10	10	12	0.29	0.09	
Outboard Lite	6mm clear FT with EC coating on #2	Tint 1	29	2	18	14	9	14	0.29	0.39	35
Inboard Lite	<b>6mm SolarGray</b>	Tint 2	21	1	11	11	8	12	0.29	0.26	
Cavity	1/2" (12.7mm)	Tint 3	3	0	1	9	8	11	0.29	0.10	
Gas Fill	90% argon	Tint 4	1	0	0	10	8	12	0.29	0.09	
Outboard Lite	6mm clear FT with EC coating on #2	Tint 1	44	2	25	15	12	15	0.29	0.42	35
Inboard Lite	<b>6mm CrystalGray</b>	Tint 2	30	1	14	11	11	12	0.29	0.27	
Cavity	1/2" (12.7mm)	Tint 3	4	0	10	9	11	11	0.29	0.1	
Gas Fill	90% Argon	Tint 4	1	0	0	9	11	12	0.29	0.08	
Outboard Lite	6mm clear FT with EC coating on #2	Tint 1	28	1	13	14	8	14	0.29	0.38	35
Inboard Lite	<b>6mm Pacifica</b>	Tint 2	20	1	9	11	8	12	0.29	0.26	
Cavity	1/2" (12.7mm)	Tint 3	3	0	1	9	7	11	0.29	0.10	
Gas Fill	90% argon	Tint 4	1	0	0	10	8	12	0.29	0.09	
Outboard Lite	6mm clear FT with EC coating on #2	Tint 1	45	3	17	14	13	14	0.29	0.38	35
Inboard Lite	<b>6mm Azuria</b>	Tint 2	32	2	12	11	12	12	0.29	0.27	
Cavity	1/2" (12.7mm)	Tint 3	4	1	2	9	12	11	0.29	0.10	
Gas Fill	90% argon	Tint 4	1	0	0	10	12	12	0.29	0.09	
Outboard Lite	6mm clear FT with EC coating on #2	Tint 1	50	3	22	14	14	18	0.24	0.33	35
Inboard Lite	<b>6mm clear with low-e SN68 on #3</b>	Tint 2	35	2	15	11	13	12	0.24	0.21	
Cavity	1/2" (12.7mm)	Tint 3	5	1	2	9	12	11	0.24	0.08	
Gas Fill	90% argon	Tint 4	1	0	0	10	13	12	0.24	0.07	
Outboard Lite	6mm clear FT with EC coating on #2	Tint 1	57	4	32	15	18	15	0.23	0.39	35
Inboard Lite	<b>6mm clear with low-e i89 on #4</b>	Tint 2	40	3	20	12	17	12	0.23	0.27	
Cavity	1/2" (12.7mm)	Tint 3	6	1	2	9	16	11	0.23	0.09	
Gas Fill	90% argon	Tint 4	1	0	1	10	16	12	0.23	0.07	
Outboard Lite	6mm clear FT with EC coating on #2	Tint 1	55	0	30	15	17	15	0.28	0.41	39
Inboard Lite	<b>6mm clear/0.060" PVB/6mm clear</b>	Tint 2	39	0	19	12	16	12	0.28	0.28	
Cavity	1/2" (12.7mm)	Tint 3	5	0	2	9	15	11	0.28	0.10	
Gas Fill	90% argon	Tint 4	1	0	1	10	16	12	0.28	0.09	
Outboard Lite	6mm clear FT with EC coating on #2	Tint 1	54	0	29	15	16	14	0.28	0.40	42
Inboard Lite	<b>6mm clear/0.090" PVB/6mm clear</b>	Tint 2	38	0	18	12	15	12	0.28	0.28	
Cavity	1/2" (12.7mm)	Tint 3	5	0	2	9	15	11	0.28	0.10	
Gas Fill	90% argon	Tint 4	1	0	0	10	15	12	0.28	0.09	
Triple Pane IGU Configurations											
Outboard Lite	6mm clear FT with EC coating on #2	Tint 1	52	3	28	18	22	16	0.21	0.37	39
Inboard Lite	<b>6mm clear x 2</b>	Tint 2	37	2	18	13	21	12	0.21	0.25	
Cavity	1/2" (12.7mm) x 2	Tint 3	5	1	2	9	21	11	0.21	0.09	
Gas Fill	90% argon x 2	Tint 4	1	0	0	10	21	12	0.21	0.07	
Outboard Lite	6mm clear FT with EC coating on #2	Tint 1	44	2	19	17	17	17	0.14	0.30	39
Inboard Lite	<b>6mm clear x 2; SN68 low-e on #5</b>	Tint 2	32	2	13	13	16	13	0.14	0.21	
Cavity	1/2" (12.7mm) x 2	Tint 3	4	0	2	9	16	11	0.14	0.06	
Gas Fill	90% argon x 2	Tint 4	1	0	0	10	16	12	0.14	0.05	

<sup>1</sup>Other configurations available based on specifications.

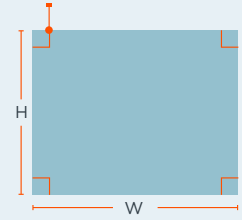
## SHAPES CATALOG

- All drawings are viewing surface 1
- Each angle  $\geq 30^\circ$ . Trapezoids must have two right angles
- Pigtail exit indicated by  and cannot be moved.
- Pigtail is approx. 3" from indicated corner
- Each dimension  $\leq 120"$  and  $\geq 14"$
- Either W or H must be  $\leq 72"$

RECTANGLE

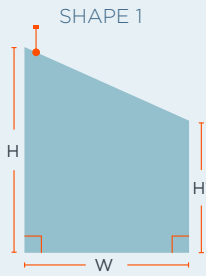


$H > W$



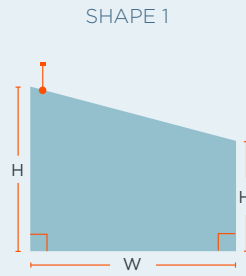
$W > H$

TRAPEZOID



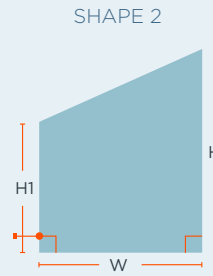
$H > W$

$H1 < H$



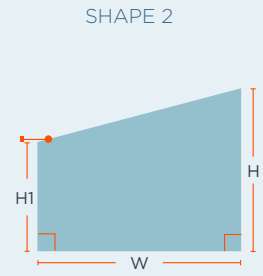
$W > H$

$H1 < H$



$H > W$

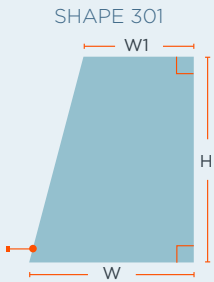
$H1 < H$



$W > H$

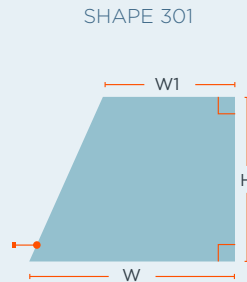
$H1 < H$

TRAPEZOID



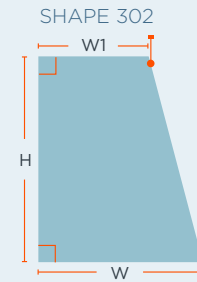
$H > W$

$W1 < W$



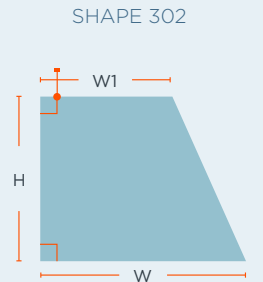
$W > H$

$W1 < W$



$H > W$

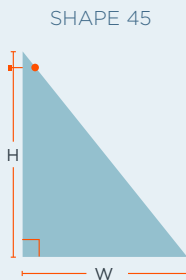
$W1 < W$



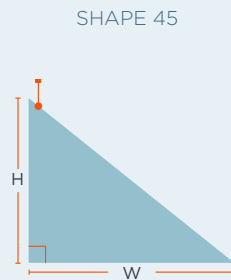
$W > H$

$W1 < W$

TRIANGLE



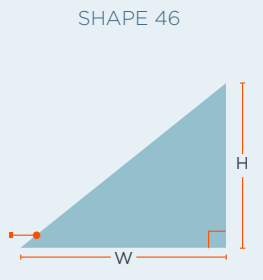
$H > W$



$W > H$



$H > W$



$W > H$